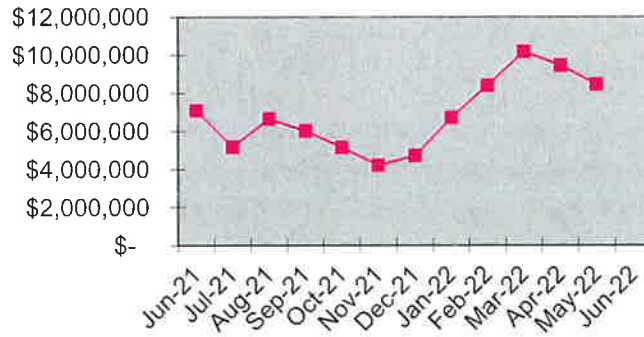


River Valley School District Board Financial Report May 2022

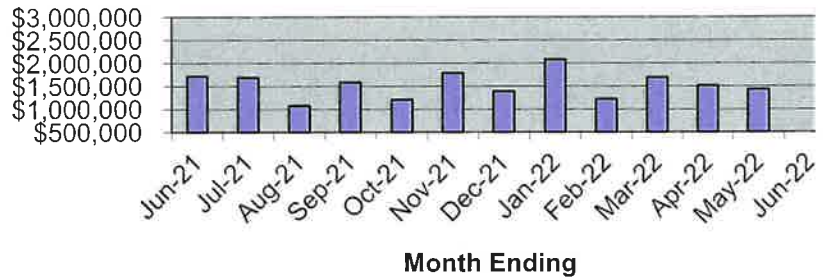
May-22

Month End Cash Balance	
	Actual
Jun-21	\$ 7,105,251
Jul-21	\$ 5,189,188
Aug-21	\$ 6,662,675
Sep-21	\$ 6,023,607
Oct-21	\$ 5,165,308
Nov-21	\$ 4,234,996
Dec-21	\$ 4,731,461
Jan-22	\$ 6,739,159
Feb-22	\$ 8,413,527
Mar-22	\$ 10,180,939
Apr-22	\$ 9,461,251
May-22	\$ 8,464,161
Jun-22	
Checks	
	\$ Amount
Jun-21	\$ 1,716,455
Jul-21	\$ 1,693,499
Aug-21	\$ 1,077,674
Sep-21	\$ 1,588,259
Oct-21	\$ 1,207,495
Nov-21	\$ 1,790,286
Dec-21	\$ 1,386,830
Jan-22	\$ 2,080,698
Feb-22	\$ 1,219,417
Mar-22	\$ 1,693,724
Apr-22	\$ 1,517,556
May-22	\$ 1,430,887
Jun-22	
Revenues	
	\$ Amount
Jun-21	\$ 1,760,526
Jul-21	\$ 347,812
Aug-21	\$ 2,880,702
Sep-21	\$ 1,069,568
Oct-21	\$ 1,151,993
Nov-21	\$ 955,055
Dec-21	\$ 1,873,674
Jan-22	\$ 3,700,451
Feb-22	\$ 3,444,033
Mar-22	\$ 3,291,851
Apr-22	\$ 536,601
May-22	\$ 480,930
Jun-22	

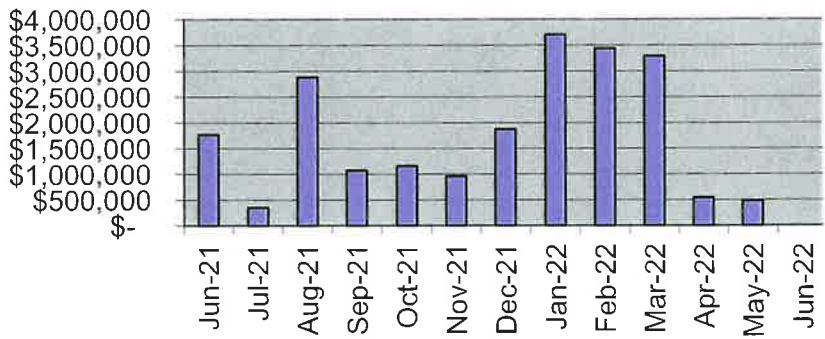
Actual Cash Balance



Check Disbursements



Revenues



May 2022

The Peoples Community Bank

Beginning Balance	\$ 3,873,978.70
ADD: Total Credits	\$ 5,184,136.30
LESS: Total Debits	\$ 1,478,020.56
	<u>\$ 7,580,094.44</u>

Local Government Investment Pool

#1 (general account)	\$ 884,066.22
#2 (fund 49 - building fund)	\$ 912,420.32
#3 (fund 39 - debt service)	\$ -
#4 (Misc. Project)	\$ -

Subtotal \$ 1,796,486.54

LESS: Short term loan \$ -

Ending Balance \$9,376,580.98